

[Lenta.ru: Новости: http://lenta.ru/news/2008/01/15/freest/](http://lenta.ru/news/2008/01/15/freest/)

28.06.2008, суббота, 17:20:40

Обновлено 15.01.2008 в 11:21:14

## Россия опустилась на 14 позиций в рейтинге экономически свободных стран мира

Россия заняла 134 место в рейтинге экономически свободных стран мира, составленном американским исследовательским фондом Heritage Foundation совместно с The Wall Street Journal. В прошлом году Россия занимала 120-е место, расположившись между Китаем и Непалом. В рейтинге 2008 года страна оказалась между Украиной и Вьетнамом.

В рейтинге страны оцениваются по 10 номинациям, в том числе "свобода инвестиций", "размер правительства", "свобода торговли" и другие. У России самый низкий показатель в графе "свобода от коррупции". Наибольшее число баллов страна получила за "фискальную свободу". По этому показателю Россия обогнала, например, США, оказавшиеся в общем рейтинге на пятом месте.

Первое же место занял Гонконг, получивший в общей сложности 90,6 балла (Россия - 49,9 балла). На втором месте оказался Сингапур, а на третьем - Ирландия. В пятерку также вошли Австралия и США. Вслед за ними идут Новая Зеландия, Канада, Чили, Швейцария и Великобритания.

Средний показатель по миру в 2008 году составил 60,3 балла, практически не изменившись по сравнению с прошлым годом. Авторы доклада отмечают, что в списке лидируют бывшие британские колонии в Азии. С другой стороны, половина из ведущей двадцатки самых свободных экономик находится в Европе

Heritage Foundation и The Wall Street Journal выпускают ежегодный рейтинг экономически свободных стран мира уже в 14 раз. Авторы доклада утверждают, что между свободой экономики и успешностью ее развития есть взаимосвязь.

## Index of Economic Freedom World Rankings

| World Rank | Country             | Overall Score | Change from 2007 | Business Freedom | Trade Freedom | Fiscal Freedom | Government Size | Monetary Freedom | Investment Freedom | Financial Freedom | Property Rights | Freedom from Corruption | Labor Freedom |
|------------|---------------------|---------------|------------------|------------------|---------------|----------------|-----------------|------------------|--------------------|-------------------|-----------------|-------------------------|---------------|
| 1          | Hong Kong           | 90.3          | -0.3             | 88.2             | 95.0          | 92.8           | 93.1            | 87.2             | 90                 | 90                | 90.0            | 83.0                    | 93.3          |
| 2          | Singapore           | 87.4          | 0.2              | 97.8             | 90.0          | 90.3           | 93.9            | 88.9             | 80                 | 50                | 90.0            | 94.0                    | 99.0          |
| 3          | Ireland             | 82.4          | -0.2             | 92.2             | 86.0          | 71.5           | 64.5            | 84.9             | 90                 | 90                | 90.0            | 74.0                    | 80.4          |
| 4          | Australia           | 82.0          | 1.0              | 89.3             | 83.8          | 59.2           | 62.8            | 83.7             | 80                 | 90                | 90.0            | 87.0                    | 94.2          |
| 5          | United States       | 80.6          | -0.3             | 91.7             | 86.8          | 68.3           | 59.8            | 83.7             | 80                 | 80                | 90.0            | 73.0                    | 92.3          |
| 6          | New Zealand         | 80.2          | -0.8             | 99.9             | 80.8          | 60.5           | 56.0            | 83.7             | 70                 | 80                | 90.0            | 96.0                    | 85.5          |
| 7          | Canada              | 80.2          | 2.1              | 96.7             | 87.0          | 75.5           | 53.7            | 81.0             | 70                 | 80                | 90.0            | 85.0                    | 82.9          |
| 8          | Chile               | 79.8          | 0.8              | 67.5             | 82.2          | 78.1           | 88.2            | 78.8             | 80                 | 70                | 90.0            | 73.0                    | 90.0          |
| 9          | Switzerland         | 79.7          | 1.6              | 83.9             | 87.2          | 68.0           | 61.6            | 83.6             | 70                 | 80                | 90.0            | 91.0                    | 82.0          |
| 10         | United Kingdom      | 79.5          | -0.5             | 90.8             | 86.0          | 61.2           | 40.1            | 80.7             | 90                 | 90                | 90.0            | 86.0                    | 80.7          |
| 11         | Denmark             | 79.2          | 2.2              | 99.9             | 86.0          | 35.0           | 19.8            | 86.5             | 90                 | 90                | 90.0            | 95.0                    | 99.9          |
| 12         | Estonia             | 77.8          | -0.2             | 84.5             | 86.0          | 86.0           | 62.0            | 82.0             | 90                 | 80                | 90.0            | 67.0                    | 50.3          |
| 13         | Netherlands, The    | 76.8          | 1.9              | 88.0             | 86.0          | 51.6           | 38.2            | 86.9             | 90                 | 90                | 90.0            | 87.0                    | 60.5          |
| 14         | Iceland             | 76.5          | -0.2             | 94.5             | 85.0          | 73.6           | 46.3            | 74.8             | 60                 | 70                | 90.0            | 96.0                    | 75.0          |
| 15         | Luxembourg          | 75.2          | -0.1             | 76.9             | 86.0          | 65.4           | 44.8            | 79.8             | 90                 | 80                | 90.0            | 86.0                    | 53.1          |
| 16         | Finland             | 74.8          | 0.6              | 95.2             | 86.0          | 64.3           | 29.1            | 88.5             | 70                 | 80                | 90.0            | 96.0                    | 48.8          |
| 17         | Japan               | 72.5          | 0.3              | 88.1             | 80.0          | 70.3           | 56.2            | 94.3             | 60                 | 50                | 70.0            | 76.0                    | 79.8          |
| 18         | Mauritius           | 72.3          | 3.1              | 81.6             | 80.6          | 92.1           | 81.4            | 75.7             | 70                 | 60                | 60.0            | 51.0                    | 70.6          |
| 19         | Bahrain             | 72.2          | 1.0              | 80.0             | 80.8          | 99.7           | 80.3            | 74.3             | 60                 | 90                | 60.0            | 57.0                    | 40.0          |
| 20         | Belgium             | 71.5          | -0.9             | 93.7             | 86.0          | 43.9           | 17.9            | 80.4             | 90                 | 80                | 80.0            | 73.0                    | 69.9          |
| 21         | Barbados            | 71.3          | 1.4              | 90.0             | 58.8          | 71.3           | 62.2            | 74.0             | 60                 | 60                | 90.0            | 67.0                    | 80.0          |
| 22         | Cyprus              | 71.3          | -0.4             | 70.0             | 81.0          | 78.2           | 43.0            | 85.0             | 70                 | 70                | 90.0            | 56.0                    | 70.0          |
| 23         | Germany             | 71.2          | -0.4             | 88.9             | 86.0          | 58.4           | 34.0            | 81.4             | 80                 | 60                | 90.0            | 80.0                    | 52.8          |
| 24         | Bahamas, The        | 71.1          | -0.9             | 80.0             | 32.0          | 96.2           | 86.4            | 76.3             | 40                 | 70                | 80.0            | 70.0                    | 80.0          |
| 25         | Taiwan              | 71.0          | 0.8              | 70.7             | 86.7          | 75.9           | 87.8            | 83.3             | 70                 | 50                | 70.0            | 59.0                    | 56.9          |
| 26         | Lithuania           | 70.8          | -0.7             | 83.2             | 86.0          | 86.3           | 68.3            | 78.5             | 70                 | 80                | 50.0            | 48.0                    | 57.6          |
| 27         | Sweden              | 70.4          | 1.4              | 94.8             | 86.0          | 32.7           | 3.9             | 82.8             | 80                 | 80                | 90.0            | 92.0                    | 62.0          |
| 28         | Armenia             | 70.3          | 1.0              | 81.3             | 85.0          | 89.0           | 86.4            | 84.6             | 70                 | 70                | 35.0            | 29.0                    | 73.1          |
| 29         | Trinidad and Tobago | 70.2          | -1.1             | 64.1             | 79.0          | 81.1           | 81.7            | 72.6             | 70                 | 70                | 65.0            | 32.0                    | 86.9          |
| 30         | Austria             | 70.0          | -0.2             | 80.6             | 86.0          | 51.2           | 25.3            | 81.4             | 70                 | 70                | 90.0            | 86.0                    | 59.2          |
| 31         | Spain               | 69.7          | -0.2             | 77.5             | 86.0          | 54.5           | 56.2            | 78.1             | 70                 | 80                | 70.0            | 68.0                    | 56.7          |
| 32         | Georgia             | 69.2          | -0.1             | 85.0             | 71.0          | 90.7           | 81.2            | 71.4             | 70                 | 60                | 35.0            | 28.0                    | 99.9          |
| 33         | El Salvador         | 69.2          | -0.6             | 58.6             | 76.6          | 83.4           | 88.7            | 76.8             | 70                 | 70                | 50.0            | 40.0                    | 78.0          |

## Index of Economic Freedom World Rankings

| World Rank | Country              | Overall Score | Change from 2007 | Business Freedom | Trade Freedom | Fiscal Freedom | Government Size | Monetary Freedom | Investment Freedom | Financial Freedom | Property Rights | Freedom from Corruption | Labor Freedom |
|------------|----------------------|---------------|------------------|------------------|---------------|----------------|-----------------|------------------|--------------------|-------------------|-----------------|-------------------------|---------------|
| 34         | Norway               | 69.0          | 0.6              | 89.1             | 86.2          | 50.3           | 46.3            | 76.1             | 60                 | 50                | 90.0            | 88.0                    | 53.9          |
| 35         | Slovak Republic      | 68.7          | 0.3              | 69.3             | 86.0          | 89.4           | 53.9            | 76.9             | 70                 | 80                | 50.0            | 47.0                    | 64.9          |
| 36         | Botswana             | 68.6          | 0.1              | 68.7             | 67.6          | 76.4           | 61.8            | 69.7             | 70                 | 70                | 70.0            | 56.0                    | 75.9          |
| 37         | Czech Republic       | 68.5          | 0.8              | 63.9             | 86.0          | 71.3           | 45.6            | 80.3             | 70                 | 80                | 70.0            | 48.0                    | 70.2          |
| 38         | Latvia               | 68.3          | 0.1              | 74.3             | 86.0          | 83.4           | 59.2            | 73.8             | 70                 | 70                | 55.0            | 47.0                    | 64.6          |
| 39         | Kuwait               | 68.3          | 1.7              | 68.5             | 81.0          | 99.9           | 74.6            | 73.8             | 50                 | 50                | 55.0            | 48.0                    | 82.1          |
| 40         | Uruguay              | 68.1          | -0.7             | 59.8             | 83.0          | 85.9           | 76.6            | 74.2             | 60                 | 30                | 70.0            | 64.0                    | 77.3          |
| 41         | Korea, South         | 67.9          | 0.7              | 84.0             | 66.4          | 71.1           | 77.3            | 80.1             | 70                 | 60                | 70.0            | 51.0                    | 49.0          |
| 42         | Oman                 | 67.4          | 1.4              | 55.8             | 83.6          | 98.5           | 60.7            | 74.7             | 60                 | 60                | 50.0            | 54.0                    | 77.2          |
| 43         | Hungary              | 67.2          | 2.8              | 73.9             | 86.0          | 70.0           | 26.5            | 77.2             | 80                 | 70                | 70.0            | 52.0                    | 66.8          |
| 44         | Mexico               | 66.4          | 0.1              | 82.6             | 79.0          | 83.4           | 83.7            | 77.7             | 50                 | 60                | 50.0            | 33.0                    | 64.3          |
| 45         | Jamaica              | 66.2          | 0.2              | 82.0             | 70.4          | 74.9           | 59.6            | 74.3             | 80                 | 60                | 50.0            | 37.0                    | 73.3          |
| 46         | Israel               | 66.1          | 1.5              | 68.4             | 86.6          | 55.9           | 35.1            | 81.8             | 80                 | 60                | 70.0            | 59.0                    | 64.0          |
| 47         | Malta                | 66.0          | -0.1             | 70.0             | 86.0          | 61.3           | 29.1            | 79.8             | 50                 | 70                | 90.0            | 64.0                    | 60.0          |
| 48         | France               | 65.4          | 2.5              | 87.1             | 81.0          | 53.2           | 13.2            | 81.2             | 60                 | 70                | 70.0            | 74.0                    | 63.8          |
| 49         | Costa Rica           | 64.8          | 0.2              | 59.7             | 81.8          | 82.9           | 87.4            | 67.9             | 70                 | 40                | 50.0            | 41.0                    | 66.8          |
| 50         | Panama               | 64.7          | 0.1              | 72.8             | 76.2          | 83.0           | 89.1            | 80.2             | 70                 | 70                | 30.0            | 31.0                    | 44.4          |
| 51         | Malaysia             | 64.5          | 0.1              | 69.0             | 76.2          | 82.2           | 80.8            | 78.6             | 40                 | 40                | 50.0            | 50.0                    | 78.7          |
| 52         | Uganda               | 64.4          | 0.7              | 56.3             | 72.0          | 80.5           | 86.0            | 78.5             | 50                 | 70                | 30.0            | 27.0                    | 93.9          |
| 53         | Portugal             | 64.3          | -0.2             | 79.6             | 86.0          | 61.3           | 32.6            | 79.4             | 70                 | 50                | 70.0            | 66.0                    | 48.0          |
| 54         | Thailand             | 63.5          | -1.3             | 72.1             | 75.2          | 74.7           | 90.7            | 66.7             | 30                 | 50                | 50.0            | 36.0                    | 89.6          |
| 55         | Peru                 | 63.5          | 1.0              | 64.5             | 73.4          | 80.2           | 91.8            | 85.9             | 60                 | 60                | 40.0            | 33.0                    | 45.8          |
| 56         | Albania              | 63.3          | 0.9              | 55.6             | 75.8          | 90.3           | 76.0            | 80.4             | 70                 | 70                | 30.0            | 26.0                    | 59.3          |
| 57         | South Africa         | 63.2          | -0.2             | 71.2             | 74.2          | 69.5           | 76.8            | 77.2             | 50                 | 60                | 50.0            | 46.0                    | 57.5          |
| 58         | Jordan               | 63.0          | -0.5             | 55.4             | 74.8          | 83.7           | 53.2            | 80.4             | 50                 | 60                | 55.0            | 53.0                    | 64.8          |
| 59         | Bulgaria             | 62.9          | 0.9              | 67.5             | 86.0          | 82.7           | 56.0            | 73.7             | 60                 | 60                | 30.0            | 40.0                    | 73.2          |
| 60         | Saudi Arabia         | 62.8          | 1.2              | 72.5             | 76.8          | 99.7           | 69.1            | 76.7             | 30                 | 40                | 50.0            | 33.0                    | 80.6          |
| 61         | Belize               | 62.8          | -0.4             | 76.3             | 64.6          | 69.3           | 74.8            | 77.3             | 50                 | 50                | 50.0            | 35.0                    | 80.9          |
| 62         | Mongolia             | 62.8          | 3.0              | 71.1             | 81.4          | 85.0           | 71.7            | 78.2             | 60                 | 60                | 30.0            | 28.0                    | 62.4          |
| 63         | United Arab Emirates | 62.8          | -0.1             | 47.9             | 80.4          | 99.9           | 80.2            | 70.9             | 30                 | 40                | 40.0            | 62.0                    | 76.2          |
| 64         | Italy                | 62.5          | -0.2             | 76.8             | 81.0          | 54.3           | 29.4            | 80.6             | 70                 | 60                | 50.0            | 49.0                    | 73.5          |
| 65         | Madagascar           | 62.4          | 1.3              | 56.0             | 79.6          | 80.9           | 86.4            | 72.2             | 70                 | 50                | 50.0            | 31.0                    | 47.9          |
| 66         | Qatar                | 62.2          | -0.7             | 60.0             | 70.8          | 99.8           | 72.1            | 69.4             | 30                 | 50                | 50.0            | 60.0                    | 60.0          |

## Index of Economic Freedom World Rankings

| World Rank | Country            | Overall Score | Change from 2007 | Business Freedom | Trade Freedom | Fiscal Freedom | Government Size | Monetary Freedom | Investment Freedom | Financial Freedom | Property Rights | Freedom from Corruption | Labor Freedom |
|------------|--------------------|---------------|------------------|------------------|---------------|----------------|-----------------|------------------|--------------------|-------------------|-----------------|-------------------------|---------------|
| 67         | Colombia           | 61.9          | 2.3              | 72.5             | 70.8          | 72.8           | 71.2            | 71.4             | 60                 | 60                | 40.0            | 39.0                    | 61.4          |
| 68         | Romania            | 61.5          | 0.3              | 74.1             | 86.0          | 85.6           | 70.8            | 72.5             | 60                 | 50                | 30.0            | 31.0                    | 55.3          |
| 69         | Fiji               | 61.5          | 0.9              | 69.7             | 74.2          | 74.5           | 75.3            | 78.9             | 30                 | 60                | 30.0            | 40.0                    | 82.7          |
| 70         | Kyrgyz Republic    | 61.1          | 0.8              | 60.4             | 81.4          | 93.9           | 76.1            | 75.6             | 50                 | 50                | 30.0            | 22.0                    | 72.0          |
| 71         | Macedonia          | 61.1          | 0.5              | 65.1             | 83.4          | 88.1           | 61.6            | 85.5             | 50                 | 60                | 30.0            | 27.0                    | 60.7          |
| 72         | Namibia            | 61.0          | -2.1             | 73.8             | 87.4          | 67.9           | 71.0            | 76.8             | 30                 | 50                | 30.0            | 41.0                    | 82.4          |
| 73         | Lebanon            | 60.9          | -0.5             | 55.4             | 77.4          | 91.4           | 69.5            | 77.8             | 30                 | 70                | 30.0            | 36.0                    | 71.2          |
| 74         | Turkey             | 60.8          | 2.5              | 67.9             | 86.8          | 77.7           | 68.3            | 70.8             | 50                 | 50                | 50.0            | 38.0                    | 48.0          |
| 75         | Slovenia           | 60.6          | 0.4              | 73.0             | 86.0          | 62.4           | 33.2            | 79.5             | 60                 | 50                | 50.0            | 64.0                    | 47.7          |
| 76         | Kazakhstan         | 60.5          | 1.4              | 56.5             | 86.2          | 80.1           | 84.7            | 71.9             | 30                 | 60                | 30.0            | 26.0                    | 80.0          |
| 77         | Paraguay           | 60.5          | 1.6              | 57.6             | 78.4          | 96.6           | 90.8            | 76.6             | 50                 | 60                | 35.0            | 26.0                    | 34.2          |
| 78         | Guatemala          | 60.5          | -0.8             | 54.1             | 78.4          | 79.9           | 95.9            | 72.9             | 50                 | 50                | 30.0            | 26.0                    | 67.9          |
| 79         | Honduras           | 60.2          | -0.2             | 59.5             | 78.0          | 84.5           | 82.6            | 73.7             | 50                 | 60                | 30.0            | 25.0                    | 59.0          |
| 80         | Greece             | 60.1          | 1.8              | 69.5             | 81.0          | 65.6           | 57.8            | 78.5             | 50                 | 50                | 50.0            | 44.0                    | 54.3          |
| 81         | Nicaragua          | 60.0          | -2.0             | 56.4             | 79.2          | 79.0           | 77.6            | 70.6             | 70                 | 50                | 25.0            | 26.0                    | 65.7          |
| 82         | Kenya              | 59.6          | -0.4             | 65.3             | 75.0          | 78.2           | 84.8            | 72.2             | 50                 | 50                | 35.0            | 22.0                    | 63.2          |
| 83         | Poland             | 59.5          | 2.1              | 54.1             | 86.0          | 68.6           | 43.5            | 82.3             | 60                 | 60                | 50.0            | 37.0                    | 53.5          |
| 84         | Tunisia            | 59.3          | -0.2             | 79.2             | 71.8          | 76.4           | 77.1            | 77.6             | 30                 | 30                | 50.0            | 46.0                    | 55.3          |
| 85         | Egypt              | 59.2          | 4.0              | 59.7             | 66.0          | 90.8           | 73.0            | 69.9             | 50                 | 40                | 40.0            | 33.0                    | 69.1          |
| 86         | Swaziland          | 58.9          | -1.7             | 69.0             | 69.0          | 71.4           | 62.4            | 76.0             | 50                 | 40                | 50.0            | 25.0                    | 75.7          |
| 87         | Dominican Republic | 58.5          | 0.9              | 62.2             | 73.0          | 80.4           | 88.8            | 69.3             | 50                 | 40                | 30.0            | 28.0                    | 63.6          |
| 88         | Cape Verde         | 58.4          | 1.3              | 55.1             | 41.2          | 66.2           | 60.5            | 78.7             | 60                 | 50                | 70.0            | 40.0                    | 62.3          |
| 89         | Moldova            | 58.4          | -0.8             | 68.5             | 79.2          | 83.0           | 56.9            | 67.6             | 30                 | 50                | 50.0            | 32.0                    | 66.6          |
| 90         | Sri Lanka          | 58.3          | -1.0             | 71.5             | 69.6          | 73.5           | 81.7            | 65.4             | 30                 | 40                | 50.0            | 31.0                    | 70.5          |
| 91         | Senegal            | 58.2          | 0.1              | 54.5             | 71.6          | 65.2           | 82.3            | 81.4             | 50                 | 50                | 50.0            | 33.0                    | 43.6          |
| 92         | Philippines, The   | 56.9          | -0.1             | 53.0             | 78.8          | 75.8           | 90.2            | 73.8             | 30                 | 50                | 30.0            | 25.0                    | 61.9          |
| 93         | Pakistan           | 56.8          | -1.7             | 70.8             | 65.2          | 79.1           | 90.1            | 72.2             | 40                 | 30                | 30.0            | 22.0                    | 69.1          |
| 94         | Ghana              | 56.7          | -0.7             | 53.1             | 63.0          | 83.7           | 71.5            | 68.0             | 50                 | 50                | 50.0            | 33.0                    | 44.2          |
| 95         | Gambia, The        | 56.6          | -0.8             | 57.1             | 62.6          | 72.5           | 72.8            | 73.9             | 50                 | 50                | 30.0            | 25.0                    | 72.1          |
| 96         | Mozambique         | 56.6          | 0.7              | 53.0             | 72.8          | 78.1           | 85.2            | 73.6             | 50                 | 50                | 30.0            | 28.0                    | 45.0          |
| 97         | Tanzania           | 56.4          | -0.4             | 47.9             | 73.2          | 80.5           | 79.9            | 75.4             | 50                 | 50                | 30.0            | 29.0                    | 48.1          |
| 98         | Morocco            | 56.4          | -0.8             | 75.8             | 62.6          | 65.4           | 73.2            | 79.8             | 60                 | 40                | 35.0            | 32.0                    | 40.2          |
| 99         | Zambia             | 56.4          | -0.8             | 62.4             | 71.2          | 72.6           | 80.3            | 62.9             | 50                 | 50                | 40.0            | 26.0                    | 48.2          |

## Index of Economic Freedom World Rankings

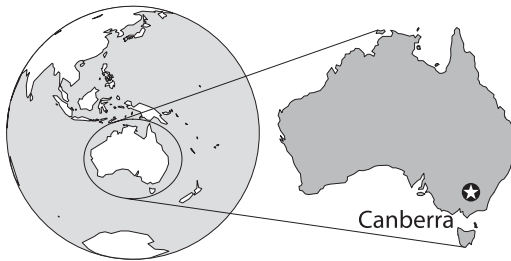
| World Rank | Country              | Overall Score | Change from 2007 | Business Freedom | Trade Freedom | Fiscal Freedom | Government Size | Monetary Freedom | Investment Freedom | Financial Freedom | Property Rights | Freedom from Corruption | Labor Freedom |
|------------|----------------------|---------------|------------------|------------------|---------------|----------------|-----------------|------------------|--------------------|-------------------|-----------------|-------------------------|---------------|
| 100        | Cambodia             | 56.2          | 0.1              | 43.0             | 52.2          | 91.4           | 94.2            | 80.9             | 50                 | 50                | 30.0            | 21.0                    | 49.1          |
| 101        | Brazil               | 55.9          | -0.2             | 53.6             | 70.8          | 68.6           | 55.5            | 75.7             | 50                 | 40                | 50.0            | 33.0                    | 61.9          |
| 102        | Algeria              | 55.7          | 0.6              | 72.7             | 68.8          | 77.0           | 74.6            | 80.2             | 40                 | 30                | 30.0            | 31.0                    | 52.3          |
| 103        | Burkina Faso         | 55.6          | 0.6              | 49.8             | 66.6          | 77.5           | 85.9            | 78.8             | 40                 | 50                | 30.0            | 32.0                    | 45.7          |
| 104        | Mali                 | 55.5          | 0.8              | 41.9             | 68.6          | 69.3           | 81.5            | 79.9             | 50                 | 40                | 30.0            | 28.0                    | 66.0          |
| 105        | Nigeria              | 55.5          | -0.5             | 52.6             | 63.4          | 84.4           | 68.1            | 73.8             | 30                 | 40                | 30.0            | 22.0                    | 90.6          |
| 106        | Ecuador              | 55.4          | -0.2             | 58.1             | 67.6          | 86.4           | 82.3            | 74.1             | 40                 | 50                | 30.0            | 23.0                    | 42.4          |
| 107        | Azerbaijan           | 55.3          | 0.5              | 61.6             | 78.4          | 80.3           | 82.9            | 76.5             | 30                 | 30                | 30.0            | 24.0                    | 59.2          |
| 108        | Argentina            | 55.1          | 0.1              | 63.2             | 69.6          | 70.5           | 80.9            | 65.0             | 50                 | 40                | 30.0            | 29.0                    | 52.9          |
| 109        | Mauritania           | 55.0          | 1.5              | 38.9             | 70.2          | 75.4           | 66.3            | 77.1             | 60                 | 50                | 30.0            | 31.0                    | 51.2          |
| 110        | Benin                | 55.0          | 0.1              | 47.7             | 65.2          | 67.5           | 86.4            | 77.5             | 40                 | 60                | 30.0            | 25.0                    | 50.8          |
| 111        | Ivory Coast          | 54.9          | -1.0             | 47.0             | 59.8          | 52.3           | 88.1            | 80.7             | 40                 | 60                | 30.0            | 21.0                    | 70.5          |
| 112        | Nepal                | 54.7          | -0.4             | 60.0             | 61.4          | 86.5           | 92.0            | 78.5             | 30                 | 30                | 30.0            | 25.0                    | 53.4          |
| 113        | Croatia              | 54.6          | 0.7              | 58.1             | 87.6          | 68.8           | 28.0            | 78.8             | 50                 | 60                | 30.0            | 34.0                    | 50.5          |
| 114        | Tajikistan           | 54.5          | 0.7              | 43.4             | 77.8          | 89.3           | 84.1            | 65.8             | 30                 | 40                | 30.0            | 22.0                    | 62.1          |
| 115        | India                | 54.2          | 0.1              | 50.0             | 51.0          | 75.7           | 73.5            | 70.3             | 40                 | 30                | 50.0            | 33.0                    | 68.6          |
| 116        | Rwanda               | 54.1          | 1.7              | 51.8             | 70.6          | 76.9           | 75.6            | 73.3             | 40                 | 40                | 30.0            | 25.0                    | 58.2          |
| 117        | Cameroon             | 54.0          | -1.4             | 39.9             | 57.0          | 71.8           | 93.6            | 72.3             | 50                 | 50                | 30.0            | 23.0                    | 52.5          |
| 118        | Suriname             | 53.9          | -0.5             | 41.7             | 65.0          | 68.0           | 72.8            | 69.2             | 30                 | 30                | 50.0            | 30.0                    | 82.1          |
| 119        | Indonesia            | 53.9          | -0.1             | 48.8             | 73.0          | 77.5           | 89.7            | 68.2             | 30                 | 40                | 30.0            | 24.0                    | 57.5          |
| 120        | Malawi               | 53.8          | -0.2             | 52.1             | 64.6          | 70.2           | 44.3            | 69.9             | 50                 | 50                | 40.0            | 27.0                    | 70.1          |
| 121        | Bosnia & Herzegovina | 53.7          | -0.6             | 56.1             | 79.8          | 73.7           | 48.3            | 76.6             | 50                 | 60                | 10.0            | 29.0                    | 53.7          |
| 122        | Gabon                | 53.6          | -0.6             | 52.8             | 56.4          | 61.7           | 85.6            | 74.6             | 40                 | 40                | 40.0            | 30.0                    | 54.6          |
| 123        | Bolivia              | 53.2          | -1.1             | 58.6             | 79.0          | 87.8           | 68.1            | 76.5             | 20                 | 60                | 25.0            | 27.0                    | 30.5          |
| 124        | Ethiopia             | 53.2          | -1.2             | 58.3             | 63.0          | 77.2           | 80.9            | 69.4             | 40                 | 20                | 30.0            | 24.0                    | 69.5          |
| 125        | Yemen                | 52.8          | -0.4             | 53.7             | 66.4          | 83.2           | 58.5            | 62.9             | 50                 | 30                | 30.0            | 26.0                    | 67.7          |
| 126        | China                | 52.8          | 1.0              | 50.0             | 70.2          | 66.4           | 89.7            | 76.5             | 30                 | 30                | 20.0            | 33.0                    | 62.4          |
| 127        | Guinea               | 52.8          | -1.7             | 44.9             | 59.6          | 70.1           | 88.7            | 54.3             | 40                 | 50                | 30.0            | 19.0                    | 71.1          |
| 128        | Niger                | 52.7          | -0.4             | 36.0             | 64.4          | 66.4           | 89.3            | 86.0             | 50                 | 40                | 30.0            | 23.0                    | 42.2          |
| 129        | Equatorial Guinea    | 52.5          | -1.6             | 47.1             | 52.2          | 75.4           | 82.0            | 81.1             | 30                 | 50                | 30.0            | 21.0                    | 56.2          |
| 130        | Uzbekistan           | 52.3          | 0.3              | 67.8             | 68.4          | 88.0           | 68.3            | 57.5             | 30                 | 20                | 30.0            | 21.0                    | 72.1          |
| 131        | Djibouti             | 52.3          | -1.2             | 37.5             | 28.2          | 80.8           | 57.8            | 78.3             | 50                 | 60                | 30.0            | 30.0                    | 70.6          |
| 132        | Lesotho              | 51.9          | -1.2             | 56.9             | 56.4          | 67.2           | 46.8            | 75.4             | 30                 | 50                | 40.0            | 32.0                    | 64.0          |

## Index of Economic Freedom World Rankings

| World Rank | Country              | Overall Score | Change from 2007 | Business Freedom | Trade Freedom | Fiscal Freedom | Government Size | Monetary Freedom | Investment Freedom | Financial Freedom | Property Rights | Freedom from Corruption | Labor Freedom |
|------------|----------------------|---------------|------------------|------------------|---------------|----------------|-----------------|------------------|--------------------|-------------------|-----------------|-------------------------|---------------|
| 133        | Ukraine              | 51.1          | -0.6             | 44.3             | 82.2          | 79.0           | 43.0            | 69.9             | 30                 | 50                | 30.0            | 28.0                    | 54.3          |
| 134        | Russia               | 49.9          | -2.5             | 52.8             | 44.2          | 79.2           | 69.5            | 64.4             | 30                 | 40                | 30.0            | 25.0                    | 64.2          |
| 135        | Vietnam              | 49.8          | 0.4              | 60.0             | 62.8          | 74.3           | 78.0            | 67.4             | 30                 | 30                | 10.0            | 26.0                    | 59.5          |
| 136        | Guyana               | 49.4          | -5.0             | 56.4             | 65.8          | 67.3           | 16.1            | 73.9             | 40                 | 40                | 40.0            | 25.0                    | 69.1          |
| 137        | Laos                 | 49.2          | -0.0             | 60.8             | 57.0          | 71.0           | 92.1            | 73.0             | 30                 | 20                | 10.0            | 26.0                    | 52.3          |
| 138        | Haiti                | 48.9          | -2.4             | 35.7             | 67.0          | 77.8           | 93.2            | 65.3             | 30                 | 30                | 10.0            | 18.0                    | 62.4          |
| 139        | Sierra Leone         | 48.9          | 1.3              | 49.4             | 60.2          | 81.0           | 81.8            | 74.4             | 30                 | 40                | 10.0            | 22.0                    | 40.3          |
| 140        | Togo                 | 48.8          | -0.9             | 36.1             | 69.2          | 53.9           | 88.8            | 78.2             | 30                 | 30                | 30.0            | 24.0                    | 48.2          |
| 141        | Central African Rep. | 48.2          | -2.1             | 40.7             | 51.4          | 65.5           | 91.6            | 72.5             | 30                 | 40                | 20.0            | 24.0                    | 46.7          |
| 142        | Chad                 | 47.7          | -2.3             | 34.6             | 60.0          | 49.9           | 94.9            | 73.6             | 40                 | 40                | 20.0            | 20.0                    | 44.2          |
| 143        | Angola               | 47.1          | 1.9              | 36.5             | 73.0          | 85.2           | 72.8            | 57.8             | 20                 | 40                | 20.0            | 22.0                    | 44.1          |
| 144        | Syria                | 46.6          | -1.5             | 52.9             | 54.0          | 86.2           | 60.3            | 66.2             | 30                 | 10                | 30.0            | 29.0                    | 47.1          |
| 145        | Burundi              | 46.3          | -0.7             | 35.5             | 50.2          | 72.1           | 59.4            | 74.7             | 30                 | 30                | 30.0            | 24.0                    | 57.4          |
| 146        | Congo, Republic of   | 45.2          | 0.8              | 45.3             | 54.6          | 60.1           | 83.1            | 73.0             | 30                 | 30                | 10.0            | 22.0                    | 44.0          |
| 147        | Guinea-Bissau        | 45.1          | -1.7             | 24.8             | 56.8          | 88.4           | 56.5            | 75.7             | 30                 | 30                | 20.0            | 10.0                    | 58.5          |
| 148        | Venezuela            | 45.0          | -2.9             | 51.4             | 54.6          | 74.5           | 79.7            | 60.6             | 20                 | 40                | 10.0            | 23.0                    | 35.8          |
| 149        | Bangladesh           | 44.9          | -3.1             | 55.3             | 0.0           | 84.0           | 93.2            | 68.9             | 20                 | 20                | 25.0            | 20.0                    | 62.8          |
| 150        | Belarus              | 44.7          | -1.8             | 58.6             | 52.2          | 81.0           | 55.5            | 66.2             | 20                 | 10                | 20.0            | 21.0                    | 62.0          |
| 151        | Iran                 | 44.0          | -0.1             | 55.0             | 57.4          | 81.1           | 84.5            | 61.3             | 10                 | 10                | 10.0            | 27.0                    | 43.8          |
| 152        | Turkmenistan         | 43.4          | 0.3              | 30.0             | 79.2          | 90.6           | 85.3            | 66.4             | 10                 | 10                | 10.0            | 22.0                    | 30.0          |
| 153        | Burma (Myanmar)      | 39.5          | -1.5             | 20.0             | 71.0          | 81.7           | 97.0            | 56.5             | 10                 | 10                | 10.0            | 19.0                    | 20.0          |
| 154        | Libya                | 38.7          | 1.6              | 20.0             | 39.6          | 81.7           | 63.5            | 74.9             | 30                 | 20                | 10.0            | 27.0                    | 20.0          |
| 155        | Zimbabwe             | 29.8          | -2.0             | 41.0             | 55.4          | 57.8           | 24.1            | 0.0              | 10                 | 20                | 10.0            | 24.0                    | 56.0          |
| 156        | Cuba                 | 27.5          | -1.1             | 10.0             | 60.8          | 54.8           | 0.0             | 64.6             | 10                 | 10                | 10.0            | 35.0                    | 20.0          |
| 157        | Korea, North         | 3.0           | 0.0              | 0.0              | 0.0           | 0.0            | 0.0             | 0.0              | 10                 | 0                 | 10.0            | 10.0                    | 0.0           |

Source: Kim R. Holmes, Edwin J. Feulner, and Mary Anastasia O'Grady, *2008 Index of Economic Freedom* (Washington, D.C.: The Heritage Foundation and Dow Jones & Company, Inc., 2008), at [www.heritage.org/index](http://www.heritage.org/index).

# AUSTRALIA



Rank: 4

Regional Rank: 3 of 30

**A**ustralia's economy is 82 percent free, according to our 2008 assessment, which makes it the world's 4th freest economy. Its overall score is 1 percentage point higher than last year, primarily because of an improved investment climate. Australia is ranked 3rd out of 30 countries in the Asia-Pacific region, and its overall score is well above the regional average.

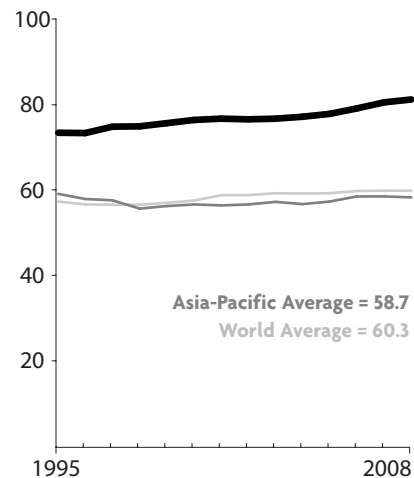
Australia rates highly in virtually all areas but is most impressive in financial freedom, property rights, and freedom from corruption. Low inflation and low tariff rates buttress a globally competitive financial system based on market principles. A strong rule of law protects property rights and tolerates virtually no corruption. Foreign and domestic investors receive equal treatment, and both foreign and domestically owned businesses enjoy considerable flexibility in licensing, regulation, and employment practices.

The top income tax rate is high, as is government spending, with both scoring below the world average. The top income tax is especially oppressive. Yet, due to its deep freedoms generally, Australia's economy is a global competitor and a regional leader.

**BACKGROUND:** Australia, one of the Asia-Pacific region's richest democracies, has been governed by the conservative Liberal Party for 11 years. In the 1980s, the Labor Hawke and Keating governments deregulated financial and labor markets and reduced trade barriers. Although these changes transformed the country into an internationally competitive producer of services, technologies, and high-value-added manufactured goods, its export sector remains heavily dependent on mining and agriculture. Australia is in its 16th year of uninterrupted economic expansion, with unemployment at 32-year lows. The Howard government's policy agenda has been dominated in recent years by efforts to reform taxation, labor markets, and higher education.

How Do We Measure Economic Freedom? See Chapter 4 (page 39) for an explanation of the methodology or visit the *Index* Web site at [heritage.org/index](http://heritage.org/index).

## The economy is 82% free



## QUICK FACTS

**Population:** 20.7 million

**GDP (PPP):** \$646.3 billion

2.8% growth in 2005

3.4% 5-yr. comp. ann. growth

\$31,794 per capita

**Unemployment:** 5.2%

**Inflation (CPI):** 2.7%

**FDI (net flow):** -\$6.4 billion

**Official Development Assistance:**

Multilateral: None

Bilateral: None

**External Debt:** \$504.2 billion

**Exports:** \$135.5 billion

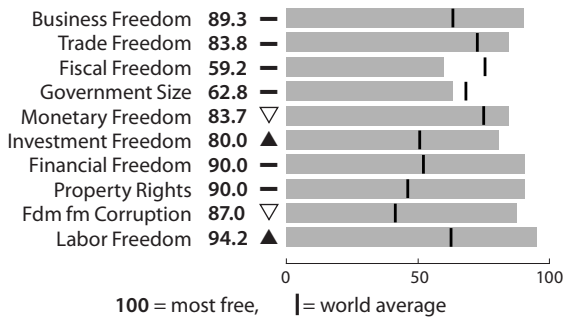
Primarily coal, gold, meat, wool, alumina, iron ore, wheat, machinery and transport equipment

**Imports:** \$149.7 billion

Primarily machinery and transport equipment, computers and office machines, telecommunication equipment and parts, crude oil and petroleum products

2005 data unless otherwise noted.

## AUSTRALIA'S TEN ECONOMIC FREEDOMS



### BUSINESS FREEDOM — 89.3%

The overall freedom to start, operate, and close a business is strongly protected by Australia's national regulatory environment. Starting a business takes an average of two days, compared to the world average of 43 days. Obtaining a business license requires less than the global average of 19 procedures and 234 days. Closing a business is very easy. In sectors dominated by small businesses, the government generally follows a hands-off approach.

### TRADE FREEDOM — 83.8%

Australia's weighted average tariff rate in 2005 was a relatively low 3.1 percent. A number of non-tariff barriers, including stringent sanitary measures, a burdensome quarantine regime, subsidies and other support programs for agriculture and manufacturing products, some barriers to trade in services, and state trading of wheat and other agriculture products, raise the cost of trade. Consequently, an additional 10 percentage points is deducted from Australia's trade freedom score.

### FISCAL FREEDOM — 59.2%

Australia has a high income tax rate and a moderate corporate tax rate. The top income tax rate is 47 percent, and the top corporate tax rate is 30 percent. Other taxes include a value-added tax (VAT), a tax on insurance contracts, and a fuel tax. In the most recent year, overall tax revenue as a percentage of GDP was 31.2 percent.

### GOVERNMENT SIZE — 62.8%

Total government expenditures, including consumption and transfer payments, are high. In the most recent year, government spending equaled 35.2 percent of GDP. The government has advanced its privatization agenda by selling its remaining share of Telstra, a telecommunications company, and other holdings.

### MONETARY FREEDOM — 83.7%

Inflation is moderate, averaging 3.2 percent between 2004 and 2006. Relatively stable prices explain most of the monetary freedom score. The government does not impose national price controls on goods, but states retain the power to impose their own controls, although the range of goods actually subject to control is diminishing as competition reforms are implemented. Retail gas and electricity prices are regulated. Consequently, an additional 5 percentage points is deducted from Australia's monetary freedom score.

### INVESTMENT FREEDOM — 80%

Foreign and domestic investors receive equal treatment. Proposals to start new businesses with an investment of A\$10 million must be reported to the government, which accepts most of these proposals routinely but may reject those it deems inconsistent with the "national interest." In these cases, the legal burden is on the government, not the investor. Foreign investment in media, banking, airlines, airports, shipping, real estate, and telecommunications is subject to limitations. Australia offers investors several incentives, such as research and development tax breaks, streamlined immigration programs, and grants for early-stage commercialization projects. Residents and non-residents have access to foreign exchange and may conduct international payments and capital transactions. There are no controls on capital repatriation.

### FINANCIAL FREEDOM — 90%

Australia's highly developed, competitive financial system is the world's ninth-largest and includes advanced banking, insurance, and equity industries. The central bank has not set lending policies and interest rates since its 1980s financial market deregulation. Today, markets set interest rates. Government regulation of banks is minimal, and foreign banks, licensed as branches or subsidiaries, may offer a full range of banking operations. Australia subscribes to OECD codes on international investment, capital transfer, and invisible transactions. As of September 2006, there were 55 licensed financial institutions, of which 41 were foreign, and numerous other non-bank financial institutions. There are no government-owned banks, and banks are highly competitive. Foreign insurance companies are permitted, and regulation of the sector is focused on capital adequacy, solvency, and prudential behavior. The stock and futures markets are well developed and open to foreign listings.

### PROPERTY RIGHTS — 90%

Property rights are well protected. Protection of intellectual property rights meets or exceeds world standards. Contracts are secure, although subject to backlogs, and government expropriation is highly unusual. The rule of law is seen as fundamental to the functioning of government, and enforcement is even-handed.

### FREEDOM FROM CORRUPTION — 87%

Corruption is perceived as minimal. Australia ranks 9th out of 163 countries in Transparency International's Corruption Perceptions Index for 2006, ahead of the U.S., the U.K., and Canada, and the government actively promotes international efforts to curb the bribing of foreign officials.

### LABOR FREEDOM — 94.2%

Australia's labor market operates under highly flexible employment regulations that enhance employment creation and productivity growth. The non-salary cost of employing a worker can be moderate, and dismissing a redundant employee is costless. Australia's labor market flexibility is one of the 20 highest in the world.



# RUSSIA



Rank: 134

Regional Rank: 40 of 41

**R**ussia's economy is 49.9 percent free, according to our 2008 assessment, which makes it the world's 134th freest economy. Its overall score is 2.5 percentage points lower than last year, one of the largest annual declines, caused by sharply lower scores in trade freedom and business freedom. Russia is ranked 40th out of 41 countries in the European region, and its overall score is much lower than the regional average.

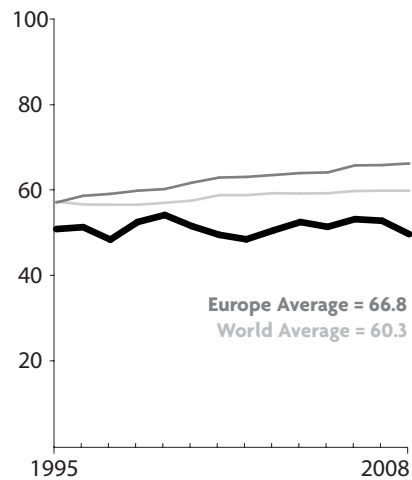
Russia has weak or almost average scores in every area. The top individual income and corporate tax rates are relatively low at 13 percent and 24 percent, respectively, but overall tax revenue is relatively high as a percentage of GDP. The labor system is only partially flexible.

Russia's significant weaknesses lie in trade freedom, investment freedom, financial freedom, property rights, and freedom from corruption. Foreign investment in virtually all sectors faces official and unofficial hurdles, including bureaucratic inconsistency, corruption, and outright restrictions in lucrative sectors like energy. Corruption engenders a weak rule of law, which in turn reinforces the transience of property rights and arbitrary law enforcement.

**BACKGROUND:** After President Boris Yeltsin (1991–1999), Russia has moved to a more authoritarian “managed democracy” under President Vladimir Putin (2000–2008). The consumer economy is growing, bolstered by an emerging middle class, but Russia continues to depend heavily on sales of natural resources, especially oil and natural gas. State involvement in the economy is increasing through large state-controlled enterprises in energy, shipping, shipbuilding, and aerospace known as “national champions.” Russia has almost paid off its debts and has a \$400 billion hard currency reserve. The stock market was the best-performing of the world's emerging markets from 2000–2006. Although Russia aspires to join the World Trade Organization, weak intellectual property rights and protectionism in the natural resources sector are likely to make accession difficult.

How Do We Measure Economic Freedom? See Chapter 4 (page 39) for an explanation of the methodology or visit the *Index* Web site at [heritage.org/index](http://heritage.org/index).

**The economy is 49.9% free**



## QUICK FACTS

**Population:** 143.1 million

**GDP (PPP):** \$1.6 trillion

6.4% growth in 2005

6.4% 5-yr. comp. ann. growth

\$10,845 per capita

**Unemployment:** 7.6%

**Inflation (CPI):** 12.7%

**FDI (net flow):** \$1.5 billion

**Official Development Assistance:**

Multilateral: n/a

Bilateral: n/a

**External Debt:** \$229.0 billion

**Exports:** \$268.1 billion

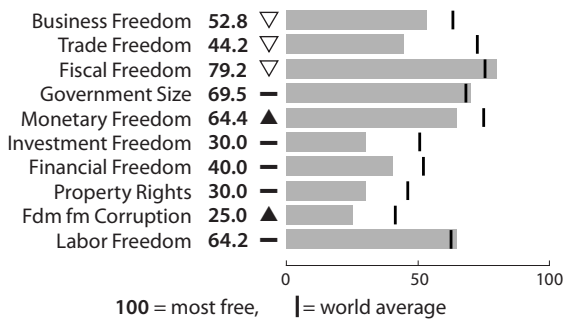
Primarily petroleum and petroleum products, natural gas, wood and wood products, metals, chemicals, civilian and military manufactures

**Imports:** \$164.7 billion

Primarily machinery and equipment, consumer goods, medicines, meat, sugar, semifinished metal products

2005 data unless otherwise noted.

## RUSSIA'S TEN ECONOMIC FREEDOMS



### BUSINESS FREEDOM — 52.8%

The overall freedom to start, operate, and close a business is limited by Russia's regulatory environment. Bureaucratic obstacles are a particular problem for small businesses. Obtaining a business license is takes much more than the world average of 19 procedures and 234 days. Bankruptcy proceedings can be lengthy and difficult.

### TRADE FREEDOM — 44.2%

Russia's weighted average tariff rate was 17.9 percent in 2005. Prohibitive tariffs, quotas, and service market access barriers; import and export restrictions; discriminatory import and export taxes, charges, and fees; non-transparent regulations and standards; discriminatory licensing, registration, and certification; complex and non-transparent customs valuation; customs fees; inefficient and arbitrary customs administration; subsidies; corruption; and weak enforcement of intellectual property rights add to the cost of trade. An additional 20 percentage points is deducted from Russia's trade freedom score to account for non-tariff barriers.

### FISCAL FREEDOM — 79.2%

Russia has a low income tax rate and a moderate corporate tax rate. The individual income tax rate is a flat 13 percent, and the top corporate tax rate is 24 percent. Other taxes include a value-added tax (VAT), a property tax, and a transport tax. In the most recent year, overall tax revenue as a percentage of GDP was 36.6 percent.

### GOVERNMENT SIZE — 69.5%

Total government expenditures, including consumption and transfer payments, are moderate. In the most recent year, government spending equaled 31.9 percent of GDP. Privatization has been hasty and inconsistent. State intervention in key sectors such as energy and mining has increased in recent years.

### MONETARY FREEDOM — 64.4%

Inflation is high, averaging 10.5 percent between 2004 and 2006. Relatively unstable prices explain most of the monetary freedom score. The government influences prices through regulation, extensive subsidies, and numerous state-owned enterprises and utilities. An additional 15 percentage points is deducted from Russia's monetary freedom score to account for policies that distort domestic prices.

### INVESTMENT FREEDOM — 30%

Foreign and domestic capital are legally equal, but the government tends to prefer joint ventures with the foreign company as a minority shareholder, especially in energy, and investment is restricted in many areas. Corruption, a politicized legal environment, crime, and bureaucracy are serious barriers. Residents and non-residents may hold foreign exchange accounts, subject to restrictions. Payments and transfers are also subject to restrictions.

### FINANCIAL FREEDOM — 40%

Russia's financial system consists primarily of banking. Supervision and transparency are insufficient, though regulation improved in 2006. The 1,200 licensed and registered banks are generally small and undercapitalized, but consolidation is underway. Banking is dominated by two state-owned banks. Foreign banks may operate only as subsidiaries and must have a minimum number of Russian employees, and foreign investment is capped at 12 percent of total banking capital. There has not been much interest from foreign banks. There are about 920 insurance companies, and the state has a 25 percent stake in the largest insurer. Foreign insurers together may not control over 15 percent of the insurance market and are barred from life insurance. Capital markets are relatively small but growing and are dominated by energy companies.

### PROPERTY RIGHTS — 30%

Protection of private property is weak. The judicial system is unpredictable, corrupt, and unable to handle technically sophisticated cases. Contracts are difficult to enforce, and an ancient antipathy to them continues to impede Russian integration into the West. Mortgage lending is in its initial stages. Violations of intellectual property rights continue to be a serious problem.

### FREEDOM FROM CORRUPTION — 25%

Corruption is perceived as widespread. Russia ranks 121st out of 163 countries in Transparency International's Corruption Perceptions Index for 2006. Corruption remains pervasive, both in the number of instances and in the size of bribes sought. Manifestations also include misuse of budgetary resources, theft of government property, kick-backs in the procurement process, extortion, and official collusion in criminal acts. Customs officials are extremely inconsistent in their application of the law.

### LABOR FREEDOM — 64.2%

Somewhat flexible employment regulations could be further improved to enhance overall productivity growth and employment opportunities. The non-salary cost of employing a worker is high, and the rigidity of hiring and firing a worker creates a risk aversion for companies that would otherwise employ more people and grow. Regulations related to the number of work hours are rigid.